

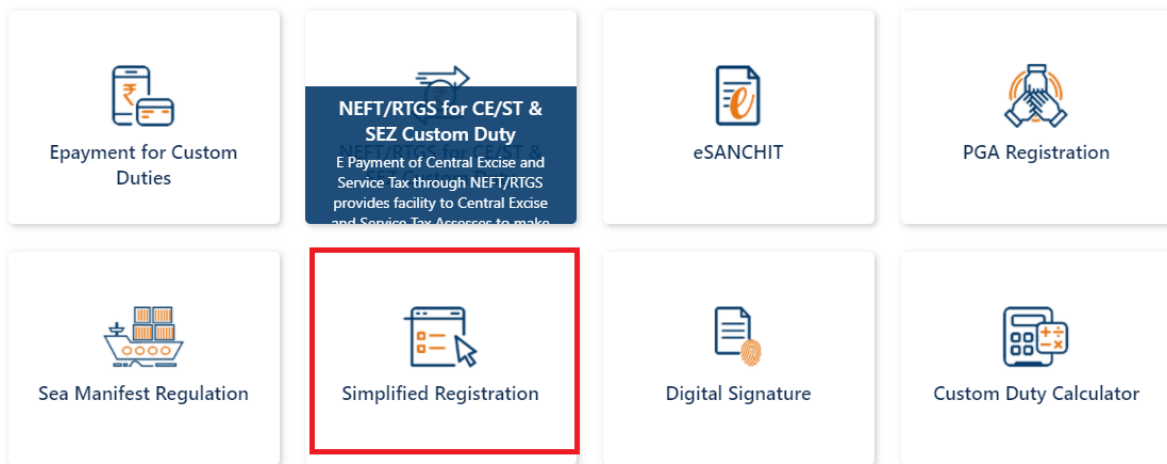
# IEC GSTIN Mapping Advisory

## IEC GSTIN Mapping

IEC GSTIN Mapping service allows trade to map their IEC with GSTIN in customs. To map IEC with GSTIN in customs follow the following process:

### Step1:

The IEC GSTIN Mapping functionality is available under ICEGATE Services on ICEGATE home page. Click on **Simplified User Registration** Tab to Map IEC and GSTIN in Custom



### Step2:

To Map the IEC and GSTIN in custom Click on highlighted link.

Home > Auto IEC Registration Without DSC

## Auto IEC Registration

If you have already Mobile and Email OTP's, Please [Click here.](#)

If you have mismatch of IEC and GSTIN, Please [Click here.](#)

If you want to deactivate your ICEGATE ID, Please [Click here.](#)


Enter IEC	<input type="text"/>
Enter GSTIN	<input type="text"/>
Captcha	<input type="text"/>
	<div> </div>
Submit	

### Step3:

Enter the IEC Number and GSTIN Number which needs to be map in custom. After entering IEC, GSTIN and Captcha click on **Submit** button.

Home > Match IEC GSTIN

### Match IEC GSTIN

Enter IEC	1974941864
Enter GSTIN	24BDDPA0314A61M
Captcha	hU6U2g
	
<input type="button" value="Submit"/>	


✓ IEC GSTIN has been updated in System, please wait for another 24 hours to reflect.

### Step 4 (a):

On Success full submission “IEC GSTIN has been updated in Sytem. Please wait for 24 hours to reflect” Message will appear.

Home > Match IEC GSTIN

### Match IEC GSTIN

Enter IEC	1974941864
Enter GSTIN	24BDDPA0314A61M
Captcha	hU6U2g
	
<input type="button" value="Submit"/>	

✓ IEC GSTIN has been updated in System, please wait for another 24 hours to reflect.

#### Step 4 (b):

If GSTIN not integrated with custom “Your GSTIN is not available with customs, Please Integrate first” message will appear.

Home > Match IEC GSTIN

---

### Match IEC GSTIN

---

Enter IEC	1974941864
Enter GSTIN	923JDGF94728428
Captcha	W2DD2e
	
<input type="button" value="Submit"/>	

 Your GSTIN is not available with customs. Please integrate first.

---

#### Step 5:

To Integrate GSTIN with custom, Please follow the advisory, **Advisory for GSTIN Integration with Custom.**